



3-5 April 2026



XXXI World Congress Of Echocardiography & Allied Techniques - Abu Dhabi , UAE

Intercontinental Abu Dhabi

**King Abdullah Bin Abdul Aziz
Al Saud Street, Po Box 4171, Abu
Dhabi, UAE**


**concurrent symposia managed by the : icc 12th
international congress of cardiology**



International Congress President USA

- **Dr. Navin Nanda, MD** 

Distinguished Professor of Medicine and Cardiovascular Disease, University of Alabama at Birmingham, USA;
President, International Society of Cardiovascular Ultrasound

- **Prof. Dr. Abdulla Shehab , MD**, National President of XXXI WCE, UAE 

Honorary President of the XXXI WCE 2026 UAE

Co-Chairman of the Scientific Program Committee

- **Dr. Wael Al Mahmeed, MD** 

consultant cardiologist at Cleveland Clinic Abu Dhabi, United Arab Emirates

Chair, organizing Committee

Prof. Galal E Nagib Elkilany, MD
Sentara Northern Virginia Medical Center, VA, USA
Adjunct Clinical Professor, UAE




Congress Chairman

Dr. Firas Al Badarin , MD
Cleveland Clinic Abu Dhabi
Head, Imaging Working Group of ECS

Organizing Committee & Scientific Program Committee of the XXXI World Congress of Echocardiography & Allied Techniques, Abu Dhabi, UAE 2026

- **Navin Nanda** (International Congress President USA) 
- **Dr. Firas Al Badarin** (National Congress President) 
- **Anita Sadeghpour** (Vice President of the WCE) 
- **Federico M Asch, MD** (Chairman of the Scientific Program Committee of the world congress) 
- **Galal Eldin Nagib-Elkilany, MD USA** (Chair - Organizing Committee) 
- **Fabiola Sozzi** (Executive Organizer)
- **Abdullah Shehab** National President of XXXI WCE 
- **Dr. Osama Elmaraghy, MD** (Strategic Manager ISCI) 
- **Fateme Nabavizadeh, MD** (Strategic Innovation and Chair of scientific activities -of ISCI) 
- **Dr.Heba S. Wassif MD, MPH, FACC USA** (International Coordinator USA & Scientific Program Committee member) 
- **Joseph Maalof, MD** (Chairman of Mayo Clinic Faculty Session) 
- **Krasimira Hristova, MD, Sophia, Bulgaria** (Secretary General of ISCI) 
- **Ram B Singh, MBBS, MD,CNS(Med-Cardio), India** (Founding President of ICC) 
- **Mohamed Ibrahim, MD** (Consultant and chairman of cardiology department Kuwait hospital, Sharjah, UAE) 
- **Tugba Kemalgluoz, Australia** (President of the Global Society of Cardiology) 

Organizing Committee & Scientific Program Committee of the XXXI World Congress of Echocardiography & Allied Techniques, Abu Dhabi, UAE 2026

- **Sibel Catirli Enar MD, FESC, FACC, FASE** (Professor at Altınbaş Üniversitesi Turkey, Istanbul) 
- **Jaipaul Singh BSc, Dip Ed, PhD, DSc** (Professor of Physiology and Research Degree tutor University of Central Lancashire in Preston, Lancashire, UK) 
- **M.-Saadeh Suleiman, PhD DSc FIACS FRSB Fphysiol** (Professor of Cardiac Physiology, University of Bristol, UK) 
- **Nilda Espinola-Zavaleta, MD, PhD, FACC, FASE, FESC, Mexico** (National Institute of Cardiology Ignacio Chavez in Mexico City, Mexic) 
- **Magdy Abdelhamid, MD** (Professor of Cardiology, Cairo University) 
- **Maurizio Campaniello, MD, Italy** (Professor at Department of Cardiology, University Hospital Polyclinic, Bari University, Italy) 
- **GERMAINE CORNELISSEN GUILLAUME, Ph.D. USA** (Professor, Integrative Biology and Physiology Director, Halberg Chronobiology Center Coordinator, Project on the BIOSphere and the COSmos (BIOCOS) University of Minnesota,) 
- **Victoria Skidan, MD, PhD (Khabarovsk, Russia)** (Ultrasonic Diagnostics Specialist of Clinical and Diagnostic Department, Federal Center of Cardiovascular Surgery, Khabarovsk, Russia) 
- **Pasquale Palmiero** (Head of Outpatients Cardiology Department ASL Brindisi, Professor of Cardiology Bari University, Italy, President of ISCU Chapter Italy) 
- **Tugba Kemalgluoz, Australia** (President of the Global Society of Cardiology) 





Day 1: Friday April 3rd

Hall A

Workshop 1 : 3D echo

Chairs

Nanda (USA)
Anita Sadeghpour (USA)
Joseph Maalof (USA)

- **3D Echo: Basics of image acquisition and 3D display** (Hani Mahmoud - Egypt) 
- **Role of 3D echo in MR assessment** (Fabiola Sozzi - Italy) 
- **Optimizing 2D/3D echo in MS assessment** (Anita Sadeghpour - USA) 
- **Advanced 3D echocardiography clinical application** (Navin Nanda, ISCU President - USA) 







8:30 - 10:00

Hall B

CARDIOMYOPATHY AND MYOCARDITIS “MULTI MODALITY IMAGING

Chairs

Maria Maiello (Italy)
Hatem Ghonim(UAE)
M Ibrahim (UAE)
Bashayer Gheyath (UAE)

- **Challenges in disease diagnosis by echocardiography, the role of the echo lab.** (Grace Verzosa, MD - USA) 
- **Differentiating ischemic vs. non-ischemic cardiomyopathy** (Bassam Bulbanat - Kuwait) 
- **Strain in pediatric cardiomyopathy- fact or fiction** (Bhat Aarti - USA) 
- **Noncompaction Cardiomyopathy** (Shantanu Sengupta, USA) 

Hall A

WORKSHOP 3 : GLS AND MCE


Chairs

Mohammed Khalil (UAE)

Smadar Kort (Krassimira)

Hristova, Joseph Maalof (USA)

Yousef Nosir (KSA)

- **MCE Clinical Application** (Yousef Nosir – KSA) 
- **Global longitudinal strain (GLS) in diagnosis and prognosis** (BERNARD COSYNS - Belgium) 
- **When do I have to use strain imaging in clinical practice?** (Laila Elife – Turkey) 
- **Echocardiography for Right Ventricular Function including Strain Echocardiography** (Hector Villarraga - USA) 
- **Role of Ultrasound Enhancing Agents in the diagnosis of Cardiovascular Diseases in 2026 and beyond** (Wilson Mathias Jr - Brazil) 









10:00 - 11:30

Hall B

WORKSHOP 4 : CHD

Chairs

Rizwan Ahmad (UAE), Ahmad El Kamaly (UAE)
Raghda Elgoneimy (Egypt), Anita Sadeghpour (USA)

- **Echo Roadmap for Congenital Heart Disease: Segmental approach for simple and complex CHD** (Anita Sadeghpour - USA) 
- **Structural heart disease from the congenital heart perspective** (Bhat Aarti – USA) 
- **Imaging and intervention in Children with CHD** (Raghda Elgoneimy – Egypt) 
- **Fetal echocardiographic predictors of outcomes in critical congenital heart disease** (Anitha Parthiban) (USA) 
- **Fetal echocardiography Screening** (Suzan Biomy – Egypt) 
- **Echocardiography in management of hypoplastic left heart syndrome** (Rajesh U. Shenoy- USA) 

Metabolic Cardiomyopathy: A Neglected Diagnosis,
Pasquale Palmiero, **Italy**

Obesity Cardiomyopathy Global Trends,
Anand Chockalingam, **USA**

Advancing the care of HF & T2DM,
Osama Elmaraghy, **Egypt**

Metabolic Burden on the Heart : Linking Diabetes, Obesity, and
Heart Failure, Hassan El-Tamimi, **UAE**

The molecular mechanisms of SGLT2 inhibitors in cardiac
remodeling, Najah Hadi, **Iraq**

Obesity and DM : Zooming on cardiovascular risk control with GLP1-
RA in DM, Osama Elmaraghi, **Egypt**

- **Industry Symposium 1**

- **11:30- 12:30 AM**

- **Hall A & Hall B**

- **Cardiometabolic, Obesity & DM**

- **Chair : Sherif Baathallah, USA**

Official opening ceremony

14:00-14:15 PM

Chairs






Firas Badarin 

Galal Elkilany 

Wael Almahmeed (UAE) 

14:15-15:30 (Hall A & B)

Plenary session II Novel Application of Echocardiography)

- **Noninvasive Assessment of Epicardial Adipose Tissue: A clinical biomarker of cardio-metabolic risk** (Navin C Nanda, USA) 
- **3D echo for guidance of tricuspid valve and other Interventional Echo Procedures** (Sunil Mankad, USA) 
- **Integrating the newest comprehensive strain algorithm in routine echocardiographic exams** (Christian Breburda, USA) 
- **Therapeutic US : Sono thrombolysis. A new form of therapy for thrombotic diseases** (Wilson Mathias Jr ,Brazil) 
- **Collaborative robots in the echocardiography laboratory** (Harald Becher, Canada) 

Hall A






Concurrent session 1 (VHD)

*Aortic Regurgitation: Beyond the Water Hammer Pulse.
New insight in Aortic Regurgitation*

Chairs

Juwairia Al Ali (UAE)

Nanda & Rekha Mankad (USA)

- **Echocardiography for Aortic Regurgitation: State of the art Mechanism and Quantification** (Heba Wassif, USA) 
- **Stress echo for valvular heart disease with focus on Aortic regurgitation** (Smadar Kort, USA) 
- **CMR in Aortic regurgitation , an evolving role** (Allison Hays, USA) 
- **Bicuspid aortic valve and aortic regurgitation do the same rules apply** (Vera Rigolin USA) 
- **Time to intervene in aortic regurgitation are we too late?** (Dr. Zoghbi , USA) 



15:30 - 16:30

Hall B

Concurrent session 2 (IHD)


Diagnosis of CAD and complications

Chairs

Galal EN Elkilany, USA

M Salah, UAE

J Kasprzak ,Poland

- **Assessment of mitral regurgitation in ischemic heart disease : Are we expanding intervention criteria in functional MR?** (Jarslaw Kasprzak, Poland) 
- **MPI in IHD** (Amolak Singh, USA) 
- **Role of Stress Echocardiography in coronary artery diseases and other clinical application** (Wilson Mathias Jr ,Brazil) 
- **Cardiac CT in coronary artery disease** (Mahi Ashwath, USA) 

Hall A





Concurrent session 3 (CM)

Hypertrophic cardiomyopathy

Chairs

Hussam Ghalib (UAE)

Hadi Skouri (UAE)

- **HOCM new guidelines: how imaging guide therapy** (Miland Desai , USA) 
- **Systemic assessment of the thick LV phenocopies of HCM** (Hani Sabbour, UAE) 
- **Echocardiography for Hypertrophic Cardiomyopathy** (Juseph Maalof, USA) 
- **Hypertrophic cardiomyopathy, clinical care and new advances** (David H. Hsi, USA) 








16:30 - 17:30

Hall B

Concurrent session 4 (Systolic & Diastolic Function) *Systolic and Diastolic function*

-
Chairs: Amrish Agarwal (UAE), Safaa Almuhdar (UAE)

- **Pediatric Heart failure is not just 'adult' heart failure in kids!** (Bhat Aarti, USA) 
- **Advances in echocardiographic imaging in heart failure.: From phenotyping and risk stratification to guiding therapeutic decision-making.** (Silvana Jovanova, Macedonia) 
- **Echocardiographic Shear Wave Elastography to assess LV diastolic function** (Jens-Uwe Voigt, Belgium) 
- **AI aided diastolic staging in clinical Echo examinations ?** (Christian Breburda, USA) 
- **Challenges in the diagnosis of HFpEF** (Magdy Abdelhamid, Egypt) HFA of ESC 

Chairs

Heba Wassif (USA)
Khalid Ziada (USA)
Laura Young (USA)
Abdullah Shehab (UAE)








5:30-6:30 PM

Hall A&B


Cleveland Clinic Faculty Session I CAD Updates




Lunch & Prayer break
12:30-14:00


- **New guidelines of ACS** (Jaqueline Tamis  
- **Microvascular disease: syndrome X is here**
(Khalid Ziada, USA) 
- **ASCAD : Current updates in diagnosis and management** (Leslie Cho, USA) 
- **CTO:** 
When and how to intervene (Laura Young, USA)


Day 2: SATURDAY April 4th

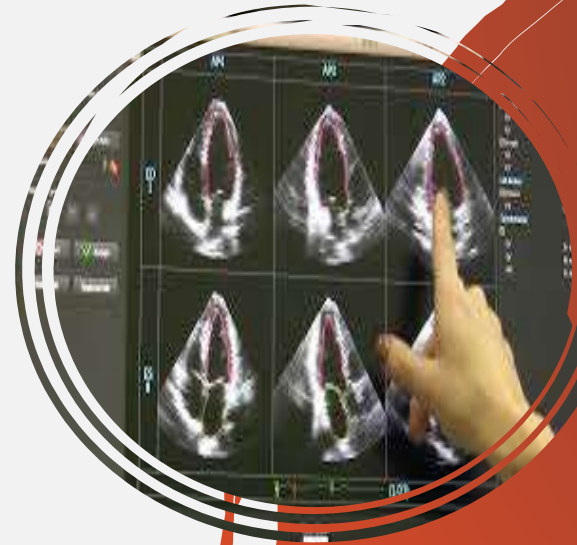
- **Artificial Intelligence in our world and in Cardiac Imaging: Is AI soon better than us** (Bernhard Mumm, Germany) 

- **Advancements in artificial intelligence and neural networks for cardiac pain diagnosis and echocardiography** (Virginia Michelis, Uruguay) 

- **Artificial Intelligence in Valvular Heart Disease and Cardiac Ultrasound: Current Status and Future Directions** (Anita Sadeghpour, USA) 

- **Augmented intelligence: role of cardiologist in AI-empowered care,** (Federico Asch, USA) 

- **Newest AI integrated echo for analysis and reporting,** (Christian Breburda, USA) 



 **8:00 - 9:30**

Plenary session III (AI in Echo)

Chairs

Ahmad Serafy, UAE 

Federico Asch, USA 

Samer Ellaham, UAE 

Bernhard Mumm, Germany 

- **Interventional Echo guidance for LAA Closure**
(Walid Kadro , UAE) 

- **Echocardiography for Complication of TAVI**
(Joesph Maalouf, USA) 

- **The Role of the Interventional
Echocardiographer in Complex Mitral Valve
Interventions** (Yaser Nemsha, KSA) 

- **2D and 3D TEE Mitral Valve in Valve
Implantation for Mitral Bio-Prosthetic
Dysfunction** (Ming Hsiung , Taiwan) 



Hall C

9:30 -
10:30

IE

Chairs

Ahmad Bafadel, UAE

Saif Abdel Rahman UAE

Hall A

Concurrent session 5 (IE)





TEE before and during TEER (Trans catheter edge to edge repair)

Chairs

Anita S, USA

Ahmed Bafadel (UAE)

Muhamed Saric, USA

- **Updates on Selection of Patients for TEER** (Federico M Asch, USA) 
- **Intra-procedural Assessment of TEER: Crucial Steps** (Vuyisille Nkomo, USA) 
- **New horizon in Transcatheter Mitral Valve Implantation/Replacement (TMVR)** (Yaser Nemshad KSA) 
- **Multimodality Imaging for Transcatheter Native Mitral Valve Replacement**, (Domenico Galzerano, MD, Italy) 








9:30 - 10:30

Hall B

Concurrent session 6 (SP)

ACHD






Chairs: Rizwan Ahmad (UAE), Mohammed Khalil (UAE)

- **Acquired heart disease in Adults CHD**, (Reema Chugh, USA) 
- **Adult Heart failure in corrected CHD** , (Afsoon Fazlinezhad, USA) 
- **Management of Adult ASD, role of Imaging in RV Assessment**, (Mehmet serdar küçükoğlu, Turkey) 
- **Congenital MV disease**, (Ramak Rishnan, USA) 
- **Multi-modality imaging of the adult** with (Fontan Palliation. Anitha Parthiban, USA) 

Hall A

Concurrent session 7 (IE)

Interventional Echocardiography

- **Echocardiography for Tricuspid Valve Interventions** (Vuyisille Nkomo, USA) 
- **Role of ICE in Structural Valve Intervention** (Ryan Raissi USA) 
- **Transcatheter Tricuspid Valve Replacement selection and intraprocedural navigation** (Muhamed Saric ,USA) 
- **Tips and tricks in echocardiographic assessment of EVOQUE tricuspid valve** , (Afsoon Fazlinezhad, USA) 
- **3D TEE before mitral valve repair** (Fabiola Sozzi , Italy) 





10:30 - 11:30


Hall B

Concurrent session 8 (HF)

Critical care and shock

Imaging in intensive care units (Hatem Soliman Aboumarie, UK) 

Echo for cardiogenic shock: Complications of myocardial infarction (Sunil Mankad, USA) 


Right Ventricular strain in Acute and Subacute Pulmonary Embolism undergoing catheter driven thrombolysis (Ravindra Bhardwaj, USA) 


The role of TEE vs CT in Acute Aortic Dissection in ER (Mostafa Abdrabou, Cairo University) 

- **Three-Dimensional Echocardiography Advancing Empirical Approaches to Mitral Valve Repair toward a Quantitatively Predictable Modern Reconstructive Surgery** (Raffaele De Simone, Germany) 

- **Echocardiography for Complication of TAVI** (Joseph Maalouf, USA) 

- **Procedural Imaging for Mitral TEER**, Bilge Duran (Karaduman, Turkey) 

- **2D Echocardiography Assessment of Ischemic Mitral Regurgitation: From Mechanism to Management** (Arnold Pasia, Philippines) 

- **Management of prenatal congestive heart failure guided by fetal echocardiography** (Jim Huhta, USA) 



Hall C

**Saturday 4th
April 10:30 -
11:30**

**Interventional cardiologist &
Cardiac Surgeon “ TEER &
TAVR**





Hall A

Industry symposium 2 (World Hypertension League) Session

Arterial Hypertension and CVD

Chairs

Bassim I Mohammad, Iraq, Abdulla Shehab , UAE
Badr Almoustafa, KSA, G Cornelsen , USA






- World Hypertension League guidelines ,(Badr Almoustafa, )
- Correlation of chronobiology to Hypertension (Germaine Cornelsen USA) 
- Hypertension in Diabetic patients :chronic problem with new insight (Mohamed Ibrahim, UAE) 
- Management of Arterial Hypertension in High-Risk Population (M Salah, UAE) 
- The usefulness of advanced echocardiographic modalities in the evaluation of patients with arterial hypertension. (Silvana Jovanova, Macedonia) 
- Chrono-Genetic and Circadian Determinants of Blood Pressure in Pregnant Women: A Precision Approach to Early Preeclampsia Diagnosis, Ghizal Fatima, India



11:30 - 12:30

Hall B

Read with the expert I: Cardiomyopathy & HF Session

- **Novel Doppler echocardiographic modalities in evaluation of patients with DCM** (Silvana Jovanova, Macedonia) 
- **Core Imaging Modalities in Heart Failure – Updated Approaches** (Hala Mahfouz ,Yacoub Foundation, Egypt) 
- **Athlete’s Heart vs Cardiomyopathy: how to differentiate ?!** (Maurizio Parato, Italy) 
- **Differential Diagnosis of dyspnea detected by echocardiography** (Abdullah Al Shafi Majumder, Bangladesh) 
- **Right heart failure and pulmonary hypertension,** (Elizabeta Kostovska Srbinovska, USA) 







Hall C

Saturday 4th April 2026

**Recent Advances in
Echocardiography and allied
techniques I**



11:30-12:30

- **An international registry for Isolated left ventricular apical hypoplasia as a preliminary step toward expanding the current CMP classification** (Victoria Skidan , Russia) 
- **Therapeutic echocardiography of myocardial ischemia update on sono- thrombolysis in clinical studies** (Harald Becher, Canada) 
- **Identification of six stages of Atherosclerosis by CCTA** (Ram Singh, India) 
- **Red flag in imaging of cardiac amyloidosis** (Hani Sabbour, UAE) 
- **Echocardiography in acute heart failure** (Elizabetha Srbinovska, USA) 
- **Late gadolinium enhancement (LGE), T1/T2 mapping, extracellular volume (ECV)** (Fawaz Abdulaziz M Alenezi ,USA) 

Hall A&B

LUNCHEON PANEL

Plenary Session IV : Multimodality

Imaging in HFpEF

12:30-13:30


Chairs

Magdy Abdelhamid, Egypt 

W Almahmeed, UAE 


Galal Elkilany, USA 

- Updated diagnostic algorithms incorporating echo, MRI, and invasive tests (Firas Badarin, UAE) 

- Update from the recent ASE Diastolic Function Guideline Document, (Vincent L. Sorrell, USA) 

- Imaging phenotypes of HFpEF (Mehrdad Jafari, Iran) 

- The changing role of stress echocardiography (Harald Becher, Canada) 

- CMR in heart failure with preserved ejection fraction (Begum Uygur ,Turkey) 


Chairs

Hani Sabour, UAE


Jan Fedacko, SI

Sherif Baathalah, USA

- **High risk ECG and SCD in athletes and young** (Hani Sabour, UAE) 

- **The Role of Multimodality Imaging in Prediction of SCD Adults with Congenital Heart Disease** (Reema Chugh, USA) 

- **Hereditary cardiomyopathies in patients at risk of SCD** (Viktoria Skidan, Russia) 

- **Multimodality imaging in Arrhythmogenic Mitral Valve Prolapse and Mitral Annular Disjunction** (Begum Uygur, Turkey) 



13:30 – 14:30

**Read with the
Expert Session**

III

Hall A&B

***Predictors of SCD in
Cardiomyopathies and MVP***





Hall A

Concurrent session 9 (VHD)

Advanced valvular heart disease

Chairs

Fabiola Sozzi, Italy
Bernard Cosyns, Belgium
Heba Wassif, USA

- **How to assess Aortic Stenosis: Pitfalls and Precautions** (Chittur Sivaram, USA) 
- **Aortic valve cases, what would you do ?** (Heba Wassif, USA)  **Cleveland Clinic**
- **Aortic Stenosis: Different Hemodynamic Variants and Pearls of Assessment in Atrial Fibrillation** (Vuyisile Nkomo, USA) 
- **Time to intervene in asymptomatic aortic stenosis?** (Bernard cosyns, Belgium) 



14:30 - 15:30






Hall B

Concurrent session 10 (SP)

Cardio-onc. and Cardio-obs

Chairs





Manyoo Agarwal (UAE)
Hector Villarraga, USA
Vectoria, Russia

- **The role of cardiac imaging in the evaluation of radiotherapy associated heart disease** (Sibel Enar, Turkey) 
- **Artificial Intelligence in Strain Imaging: Early Prediction of Chemotherapy-Induced Cardiotoxicity** (Aiman Smer, Cleveland Clinic, UAE) 
- **Echocardiography and Cardio-Oncology: Friend or Foe?** (Hector Villarraga, USA) 
- **Cardiomyopathy, myocardial infarction and valvular heart disease in pregnancy and postpartum** (Reema Chugh, USA) 
- **Prevalence of Rheumatic Heart Disease and Other Cardiovascular Diseases Among Pregnant Mothers in Tertiary Care Hospitals, Rajasthan – An Echocardiography Study** (Rajababu Panwar, India) 

Hall A

Concurrent session 11 (CM)

Pericardial diseases

- **Constrictive Pericarditis** (Rekha Mankad, USA) 
- **Pericardial disease and radiotherapy** (Bernard Cosyns, Belgium) 
- **Echocardiography for Pericardial Tamponade and Pericardiocentesis** (Vuyisile Nkomo, USA) 
- **Autoimmune Pericarditis** (Heba Wassif, USA) 








15:30 - 16:30

Hall B

Concurrent session 12 (SP)

Endocarditis & Masses (Tumour)

- **Infective endocarditis - echocardiography in detecting patients at risk for poor outcomes risk,** (Elizabeta Srbinovska, USA) 
- **PET imaging in the diagnosis of Endocarditis.** (Ahmad Sami Abu Zaid (UAE)) 
- **Libman-Sacks Endocarditis: new insights from literature** (Vito Maurizio Parato, Italy) 
- **Rare intracardiac tumor,** (Debasish Roychoudhury, USA) 
- **Percutaneous mechanical aspiration for endocarditis (new AHA statement),** (Evin Yucel, USA) 

Hall A

Session 13

*Read with the Experts 3 (Cleveland Clinic Faculty Session, Abu Dhabi-UAE & Ohio, USA)
Myocardial and Pericardial Disease . State of the Art*

Chair

Heba Wassif

Moderator

Firas Al Badarin

- **Hypertrophic cardiomyopathy, current practices with myosin inhibitors and myomectomy.** (Miland Desai)
- **Sarcoid cardiomyopathy, the great imitator, diagnosis and management.** (Christine Jellis)
- **Pericardial disease : New strategies of Management. Case based** (Allen Klein)
- **Myocarditis in 2025 : Diagnosis and Management** (Andrew Higgins)



16:30 – 17:30

Hall B

Recent Advances in Cardiac Imaging II


- **POCUS: Point of Care Ultrasound: Role in Patients with Dyspnea and Hypotension** (Sunil Mankad, USA)
- **Mitral regurgitation mechanisms and percutaneous treatment options** (Federico M Asch, USA)
- **Prosthetic Valves** (Leon Frazin, USA)
- **Implementing Drug-Coated Balloons in Modern PCI, when intra vascular imaging is not adequately used for stent deployment** (Abdullah Shehab, UAE)
- **Reversible Mitral valve dysfunction in sub clinical in Rheumatic Heart Disease : A marker of timely intervention.** (Veer Bahadur Singh, India)

Day 3: Sunday April 5th

Hall A


Concurrent session 14 (CM)

Cardiac amyloidosis & Infiltrative-Restrictive Cardiomyopathy

- **Strain Imaging in cardiomyopathy,**
Krasimira Hristova (Sophia , Bulgaria) 

- **Cardiac Amyloidosis : Diagnosis and
management : tafamidis (VYNDAQEL)**

- **Role of multi-modality imaging in cardiac
sarcoidosis & infiltrative cardiomyopathy?**
(Talal Alnabelsi, USA) 

- **Multimodality Imaging (Echo, CCTA, and
CMRI) in Fabry's Disease & DD From other
Infiltrative CM** (Hamed Oemar, Indonesia) 



8:00 - 9:00


Hall B

Concurrent session 15 (HF)


Evaluation of the right side


Chairs

- **Manyoo Agarwal (UAE)**

- **RV function and morphology: how to study this
chamber?** (Olga Virz, Italy) 

- **Pulmonary valve assessment in depth,** (Tuğba
kemaloğlu öz, Australia) 

- **Tricuspid valve evaluation prior to intervention,**
(Abdallah Almaghraby, UAE) 






- **New approaches in treating Tricuspid
regurgitation** (Pepe Zamorano, Spain) 

Hall C

SUNDAY DAY 3

 9:00-10:00

Educational Course –
Advanced

- **Intracardiac echocardiography for structural heart procedures**, (Ryan Raissi, USA) 
- **TEE Ids**, (Leon Frazin, USA) 
- **The role of 3d echo in our daily practice**, (Tuğba kemaloğlu öz, Australia) 
- **Most Interesting Cases from CASE**, (Vincent L. Sorrell, USA) 
- **RV, the neglected chamber : Comprehensive assessment beyond TR velocity**, (Hani Sabbour, UAE) 





Hall A

Concurrent session 16 (WD)

Prosthetic Valve Evaluation, A New Era with Many Options

Chairs

Heba Wassif , William Zhogbi
Sunil Mankad

- **Prosthetic valves malfunction, a walk through the guidelines** (William A. Zoghbi, USA) 
- **Echo assessment of mitral and aortic prosthetic valves dysfunction** (Vera Rigolin, USA) 
- **Para valvular leak diagnosis and management : redo surgery versus PLV closure** (Ahmed Bafadel , UAE) 
- **Prosthetic valve thrombosis: Surgery or Thrombolysis** (Raffaele De Simone, Germany) 








10:00 – 11:00





Hall B

Concurrent session 17 (SP)

Imaging in Special Groups and Sports Cardiology

- **Holistic Patient Preparation for Advanced Cardiovascular Imaging: An Integrative Psychological Approach** (Agnieszka Wilczynska, Poland) 
- **CMR to predict cardiac mass malignancy: Case series** (Nilda spinola-Zavaleta, Mexico) 
- **Cardiomyopathy, myocardial infarction and valvular heart disease in pregnancy and postpartum** (Reema Chugh, USA) 
- **Imaging Protocols for HFpEF in young cardiometabolic patients** (Anand Chockalingam, USA) 
- **The Cardiovascular Revolution: Causes of Gender Differences and Lag in Life Expectancy Dynamics,** Aminat Magomedova, Russia 

Hall C

- **Parametric Functional and Dynamic Echocardiographic Imaging of Mitral Valve Anatomy for Quantitative Assessment of Prolapsing Leaflet Area and Coaptation Surface,** (Raffaele De Simone, Germany) 
- **RV in CHD From fetus to adult imaging management,** (Suzan Biomy, Egypt) 
- **Echocardiographic risk stratification of pulmonary embolism patients for thrombectomy** (Hanumanth Reddy, USA) 
- **The Role of Multimodality Imaging in Arrhythmogenic Mitral Valve Prolapse: A Focus on Sudden Cardiac Death Risk,** (Mohammad Alakchar, USA) 
- **Contraindications to MITRAL TEER in severe MR** Sameer Shrivastava, India



10:30 - 11:30

Recent Advances in Cardiac imaging & Surgery III

Industry symposium 5

**Chair : Mahir Jallo,
UAE**

Cardiometabolic Syndrome in 2026


Gene Therapy in Diabetes Induced Cardiomyopathy,
Manal Smail, Algeria & Jaipaul Singh, UK



11:30 – 12:30

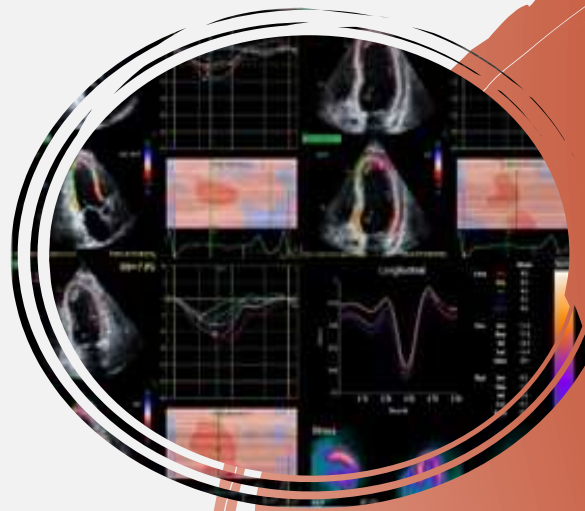
Industry symposium 4

Cardiorenal and T2DM

**Zooming on Cardio-renal
metabolic risk control with GLP1-
RA in Diabetes, (Osama El Amraghi,
Kuwait) **

Chairs

Joseph Maalouf
Sunil Mankad



- **Current Role of LV Strain & LA Strain Echocardiography Imaging in 2026** (Hector Villarraga)
- **Point of Care Ultrasound: Role in Patients with Dyspnea and Hypotension** (Sunil Mankad)
- **Restrictive physiology cardiomyopathy vs Constrictive Pericarditis** (Joseph Maalouf)
- **Echocardiography for Quantification of Mitral Regurgitation** (Rekha Mankad)

Hall A&B


 **12:30 – 13:30**


Read with the Experts 4 (Mayo Clinic Faculty , Rochester, USA) 


*Recent Advances in
Echocardiography & Strain Imaging*

Hall C

Could digital technologies transform healthcare in XXI century? (Simon Matskeplishvili, Russia) 

How to assess TR in 2026? , (Zamorano, Spain) 

Mitral valve prolapse - specific markers of increased risk of sudden cardiac, death, (Elizabeta Kostovska, USA) 

Three-Dimensional Echocardiography in Infective Endocarditis: A Game Changer (Domenico Galzerano, MD,Italy) 


Plaque analysis by cardiac CT, (Valeria Pergola, Italy) 




12:00 - 13:00


**Recent Advances in
Echocardiography &
Allied Techniques IV**

Hall C


- **Cardiovascular Risk Assessment in US Subjects Deployed to Antarctica.** (Masood Ahmad, USA) 

- **Common disorders of aortic root seen in clinical practice,** (Satish Parashar , India) 

-**Chronic aorta pathology: role of echo for risk stratification,** (George Athanassopoulos, Cyprus) 

- **Echo Imaging of LVAD,** (Ming Hsiung, Taiwan) 

- **Echo guidance in Mitral valvuloplasty,** (Majo Joseph, Australia) 

- **AI in CV imaging -an update in 2026 ,** (Nurgül keser ,Turkey) 





13:00-14:00

- **Interesting Case Presentation**

Chairs

Rajeev Gupta, (UAE) 

M Ibrahim , (UAE) 

K Hristova, (Bulgaria) 

Hall A

Concurrent session 18 (IE)

Read with the expert session 5

Intra-op TEE- Echo guidance to Surgeon

*Faculties from Mayo Clinic II & MEDSTAR CARDIOVASCULAR
CORELAB Washington*

- **Intra-operative TEE : Interesting Cases**
(Ahmad Salehi Omran , Canada) 
- **Perioperative Echocardiography : Case Studies** (Sunil Mankad, USA) 
- **Perioperative Echocardiography, Take Home Message.** (Anita Sadeghpour, USA) 
- **Echocardiography for Mitral Clip: Simple and Complex Cases** (Vuyisille Nkomo, USA) 
- **Echo in TAVR** (Majo Joseph, Australia) 



13:30 – 14:30





Hall B

Concurrent session 19 (HD)

*Multi Modality Session *MPI, CT, MRI,
Echo-STE, IVUS"*

Chair

Ahmad Serafy, UAE
A Shehab, UAE
Ram Singh, India

- **SPECT/PET in viability assessment and ischemic burden** (Amolak Singh, USA) 
- **MRI in ischemic cardiomyopathy** (Mahi Ashwath, USA) 
- **Leveraging CT Imaging for Personalized intervention in CAD** (Abdullah Shehab, UAE) 
- **Beyond GLS: Regional strain analysis in different pathologies** (Jens-Uwe Voigt, Belgium) 
- **State of the art clinical application of Intravascular imaging** (Dr. Fekry El Deeb, UAE) 