



*25-27 September 2026*

# *XXXI World Congress Of Echocardiography & Allied Techniques - Abu Dhabi , UAE*



*Intercontinental Abu Dhabi*

King Abdullah Bin Abdul Aziz  
Al Saud Street, Po Box 4171, Abu  
Dhabi, UAE

concurrent symposia managed by the : icc 12<sup>th</sup>  
international congress of cardiology



## International Congress President USA

- **Dr. Navin Nanda, MD** 

Distinguished Professor of Medicine and Cardiovascular Disease, University of Alabama at Birmingham, USA;  
President, International Society of Cardiovascular Ultrasound

- **Dr. Wael Almahmeed, MD,** Cleveland Clinic , Abu Dhabi, UAE 

## Honorary President of the XXXI WCE 2026 UAE

Co-Chairman of the Scientific Program Committee

- **Prof. Dr. Abdulla Shehab , MD,** Professor of cardiovascular Medicine, UAE University  
National President of XXXI WCE, UAE 









### Chair, organizing Committee

Prof. Galal E Nagib Elkilany, MD  
Sentara Northern Virginia Medical Center, VA, USA  
Adjunct Clinical Professor, UAE

### Congress Chairman

Dr. Firas Al Badarin , MD  
Cleveland Clinic Abu Dhabi  
Head, Imaging Working Group of ECS

## Organizing Committee & Scientific Program Committee of the XXXI World Congress of Echocardiography & Allied Techniques, Abu Dhabi, UAE 2026

- **Navin Nanda** (International Congress President USA) 
- **Dr. Firas Al Badarin** (National Congress President ) 
- **Anita Sadeghpour** (Vice President of the WCE ) 
- **Federico M Asch, MD** (Chairman of the Scientific Program Committee of the world congress) 
- **Galal Eldin Nagib-Elkilany, MD USA** (Chair - Organizing Committee) 
- **Fabiola Sozzi** (Executive Organizer)
- **Abdullah Shehab** National President of XXXI WCE 
- **Dr. Osama Elmaraghy, MD** (Strategic Manager ISCI) 
- **Fateme Nabavizadeh, MD** (Strategic Innovation and Chair of scientific activities -of ISCI) 
- **Dr.Heba S. Wassif MD, MPH, FACC USA** (International Coordinator USA & Scientific Program Committee member) 
- **Joseph Maalof, MD** (Chairman of Mayo Clinic Faculty Session) 
- **Krasimira Hristova, MD, Sophia, Bulgaria** (Secretary General of ISCI) 
- **Ram B Singh, MBBS, MD,CNS(Med-Cardio), India** (Founding President of ICC ) 
- **Mohamed Ibrahimi, MD** (Consultant and chairman of cardiology department Kuwait hospital, Sharjah, UAE) 
- **Tugba Kemalgluoz, Australia** (President of the Global Society of Cardiology) 

## Organizing Committee & Scientific Program Committee of the XXXI World Congress of Echocardiography & Allied Techniques, Abu Dhabi, UAE 2026





- **Sibel Catirli Enar MD, FESC, FACC, FASE** (Professor at Altınbaş Üniversitesi Turkey, Istanbul) 
- **Jaipaul Singh BSc, Dip Ed, PhD, DSc** (Professor of Physiology and Research Degree tutor University of Central Lancashire in Preston, Lancashire, UK) 
- **M.-Saadeh Suleiman, PhD DSc FIACS FRSB Fphysiol** (Professor of Cardiac Physiology, University of Bristol, UK) 
- **Nilda Espinola-Zavaleta, MD, PhD, FACC, FASE, FESC, Mexico** (National Institute of Cardiology Ignacio Chavez in Mexico City, Mexic) 
- **Magdy Abdelhamid, MD** (Professor of Cardiology, Cairo University) 
- **Maurizio Campaniello, MD, Italy** (Professor at Department of Cardiology, University Hospital Polyclinic, Bari University, Italy) 
- **GERMAINE CORNELISSEN GUILLAUME, Ph.D. USA** (Professor, Integrative Biology and Physiology Director, Halberg Chronobiology Center Coordinator, Project on the BIOSphere and the COSmos (BIOCOS) University of Minnesota, ) 
- **Victoria Skidan, MD, PhD (Khabarovsk, Russia)** (Ultrasonic Diagnostics Specialist of Clinical and Diagnostic Department, Federal Center of Cardiovascular Surgery, Khabarovsk, Russia) 
- **Pasquale Palmiero** (Head of Outpatients Cardiology Department ASL Brindisi, Professor of Cardiology Bari University, Italy, President of ISCU Chapter Italy ) 
- **Tugba Kemalgluoz, Australia** (President of the Global Society of Cardiology) 

**Day 1: Friday**  
**September 25<sup>th</sup>**

## Hall C 8:30-12:30

### Workshop 1 : 3D echo

Nanda (USA )  
Anita Sadeghpour (USA)  
Moderator  
Hani Mahmoud - Egypt

- **Advanced 3D echocardiography clinical application** (Navin Nanda, ISCU President - USA) 
- **3D Echo: Basics of image acquisition and 3D display** (Hani Mahmoud - Egypt) Life demonstration 
- **Role of 3D echo in MR assessment** (Fabiola Sozzi - Italy) 10 min 
- **Optimizing 2D/3D echo in MS assessment** (Anita Sadeghpour - USA) 10 min. 

Followed by : Hands On acquisition 3DE/Analysis





## Hall B

8:30 - 10:30

### CARDIOMYOPATHY “MULTI MODALITY IMAGING”

#### Moderators

Hani Sabbour (UAE)  
Joseph Maalof, Mayo Clinic, USA  
Bashayer Gheyath UAE

- **HOCM Workshop: Differential Diagnosis , BMS**
- **Differentiating ischemic vs. non-ischemic cardiomyopathy** (Bassam Bulbanat - Kuwait) 
- **Strain in pediatric cardiomyopathy- fact or fiction** (Bhat Aarti - USA) 





## Hall C Day 2 (8:30 – 12:30)

### WORKSHOP 3 : 3DE, GLS AND MCE –

#### Chairs

Mohammed Khalil (UAE)

Smadar Kort, Krassimira Hristova, Joseph Maalof (USA)  
Moderator : Hani Mahmoud(Egypt)

- **MCE Clinical Application** (Yousef Nosir – KSA) 
- **Global longitudinal strain (GLS) in diagnosis and prognosis** (BERNARD COSYNS - Belgium) 
- **When do I have to use strain imaging in clinical practice?** (Laila Elife – Turkey) 
- **Echocardiography for Right Ventricular Function including Strain Echocardiography** (Hector Villarraga - USA) 
- **Role of Ultrasound Enhancing Agents in the diagnosis of Cardiovascular Diseases in 2026 and beyond** (Wilson Mathias Jr - Brazil) 

**Followed by :Hands On acquisition 3DE/ and Strain Analysis**







## Hall B

10:30 - 12:30

### WORKSHOP 4 : CHD DAY ONE

#### Chairs

Rizwan Ahmad (UAE) ,Ahmad El Kamaly (UAE)  
Raghda Elgoneimy (Egypt), Anita Sadeghpour (USA)

- **Echo Roadmap for Congenital Heart Disease: Segmental approach for simple and complex CHD** (Anita Sadeghpour - USA) 
- **Structural heart disease from the congenital heart perspective** (Bhat Aarti – USA) 
- **Imaging and intervention in Children with CHD** (Raghda Elgoneimy – Egypt) 
- **Fetal echocardiographic predictors of outcomes in critical congenital heart disease** (Anitha Parthiban) (USA) 
- **Fetal echocardiography Screening** (Suzan Biomy – Egypt) 
- **Echocardiography in management of hypoplastic left heart syndrome** (Rajesh U. Shenoy- USA) 

-Metabolic Cardiomyopathy: A Neglected Diagnosis,  
Pasquale Palmiero, **Italy**

-Obesity Cardiomyopathy Global Trends, Anand Chockalingam, **USA**

-Advancing the care of HF & T2DM, Osama Elmaraghy, **Egypt**

-Cardiometabolic Syndrome in 2026, **Mahir Jallo, UAE**

-The molecular mechanisms of SGLT2 inhibitors in cardiac remodeling, Najah Hadi, **Iraq**

## • Industry Symposium 1

• 10:30- 11:30 AM

• Hall (A)

• **Cardiometabolic, Obesity & DM**

• Chair : Sherif Baathallah, USA

• Anand Chockalingam, USA

• Wael Al- Mahmeed, UAE



Lunch & Prayer break  
**12:30-14:00**

# Official opening ceremony

14:00-14:15 PM





## Chairs :

Juwairia Al Ali (UAE) Wael Almahmeed (UAE) 

Firas Badarin  Galal E. Nagib Elkilany 

14:15-15:30 (Hall A & B)

## Plenary session II Novel Application of Echocardiography )

- **Noninvasive Assessment of Epicardial Adipose Tissue: A clinical biomarker of cardio-metabolic risk** (Navin C Nanda, USA) 
- **3D echo for guidance of tricuspid valve and other Interventional Echo Procedures** (Sunil Mankad, USA) 
- **Integrating the newest comprehensive strain algorithm in routine echocardiographic exams** (Christian Breburda, USA) 
- **Therapeutic US : Sono thrombolysis. A new form of therapy for thrombotic diseases** (Wilson Mathias Jr ,Brazil) 
- **Collaborative robots in the echocardiography laboratory** (Harald Becher, Canada ) 



## Hall A






### Concurrent session 1 (VHD)

*Aortic Regurgitation: Beyond the Water Hammer Pulse.  
New insight in Aortic Regurgitation*

#### Chairs

Juwairia Al Ali (UAE)

Navin C Nanda (USA)

- **Echocardiography for Aortic Regurgitation: State of the art Mechanism and Quantification** (Heba Wassif, USA) 
- **Stress echo for valvular heart disease with focus on Aortic regurgitation** (Smadar Kort, USA) 
- **CMR in Aortic regurgitation , an evolving role** (Allison Hays, USA) 
- **Bicuspid aortic valve and aortic regurgitation do the same rules apply** (Vera Rigolin USA) 
- **Time to intervene in aortic regurgitation are we too late?** (Dr. Zoghbi , USA) 



15:30 - 16:30

## Hall B

### Concurrent session 2 (IHD)

*Diagnosis of CAD and complications*

#### Chairs

Galal EN Elkilany, USA

M Salah, UAE

J Kasprzak ,Poland

- **Assessment of mitral regurgitation in ischemic heart disease : Are we expanding intervention criteria in functional MR?** (Jaroslaw D Kasprzak, Poland) 
- **MPI in IHD** (Islam Shawqi, Egypt) 
- **Role of Stress Echocardiography in coronary artery diseases and other clinical application** (Wilson Mathias Jr ,Brazil) 
- **Cardiac CT in coronary artery disease** (Mahi Ashwath, USA) 

## Hall A

### Concurrent session 3 (CM)

*Hypertrophic cardiomyopathy*

#### Chairs

**Sameh Shaheen, Egypt**

**Hussam Ghalib (UAE)**

**Hadi Skouri (UAE)**

- **HOCM new guidelines: how imaging guide therapy** (Miland Desai , USA) 🇺🇸
- **Systemic assessment of the thick LV phenocopies of HCM** (Hani Sabbour, UAE) 🇦🇪
- **Echocardiography for Hypertrophic Cardiomyopathy** (Joseph Maalof, USA) 🇺🇸
- **Advances in echocardiographic imaging in heart failure.: From phenotyping and risk stratification to guiding therapeutic decision-making.** (Silvana Jovanova, Macedonia) 🇲🇰



16:30 - 17:30

## Hall B

### Concurrent session 4

*Systolic and Diastolic function*

-  
Chairs: **Amrish Agarwal (UAE), Safaa Almuhdar (UAE)**

**Pediatric Heart failure is not just 'adult' heart failure in kids!** (Bhat Aarti, USA) 🇺🇸

- **Echocardiographic Shear Wave Elastography to assess LV diastolic function** (Jens-Uwe Voigt, Belgium) 🇧🇪

- **AI aided diastolic staging in clinical Echo examinations ?** (Christian Breburda, USA) 🇺🇸


- **Challenges in the diagnosis of HFpEF** (Magdy Abdelhamid, Egypt) 🇪🇬 HFA of ESC

## Chairs

Heba Wassif (USA) 

**Sameh Shahin (Egypt)** 

Abdullah Shehab (UAE) 

M Hegab , Egypt 







5:30-6:30 PM

Hall A&B

# Cleveland Clinic Faculty Session I & Russian Innovation CAD Updates




- “Applying ACS Guidelines at the Bedside- Lessons from Real-World Cases” (Jacqueline E. Tar olland)
- **ASCAD : Current updates in diagnosis and management** (Pulkit Choudary , USA) 
- **CTO: When and how to intervene** (Laura Young, USA) 
- Microvascular Angina, Dima Quraini , UAE
- Digital Cardiovascular Medicine in XXI , **Yury N. Belenkov, USSR** 


**Day 2: SATURDAY**  
**September 26<sup>th</sup>**

- **INTERNATIONAL SOCIETY OF  
CARDIOVASCULAR ULTRASOUND  
(ISCU) MEMBERS AND BOARD OF  
DIRECTORS ANNUAL MEETING,  
September 26<sup>th</sup> , 2026**


- 7:00-8:00 am  
Breakfast Meeting


- Saturday 26<sup>th</sup> September 2026

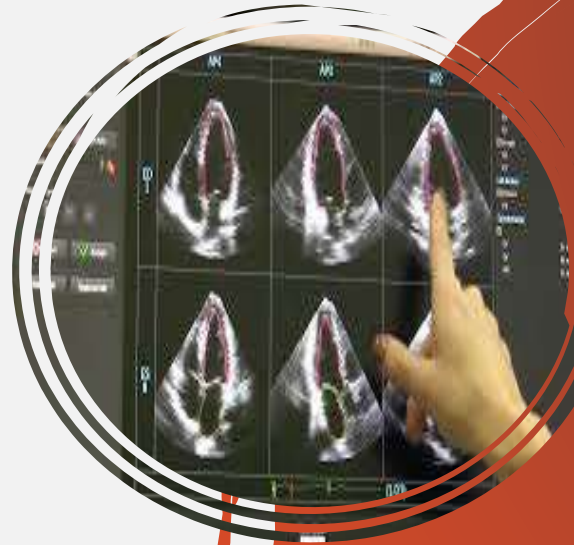
- **Artificial Intelligence in our world and in Cardiac Imaging: Is AI soon better than us** (Bernhard Mumm, Germany) 

- **Advancements in artificial intelligence and neural networks for cardiac pain diagnosis and echocardiography** (Virginia Michelis, Uruguay) 

- **Artificial Intelligence in Valvular Heart Disease and Cardiac Ultrasound: Current Status and Future Directions** (Anita Sadeghpour, USA) 

- **Augmented intelligence: role of cardiologist in AI-empowered care,** (Federico Asch, USA) 

- **Newest AI integrated echo for analysis and reporting,** (Christian Breburda, USA) 



 **8:00 - 9:30**

**Hall A & B**

## Plenary session III (AI in Echo)





### Chairs

Ahmad Serafy, UAE 

Federico Asch, USA 

**Samer Ellaham, UAE** 

Bernhard Mumm, Germany 

- **Interventional Echo guidance for LAA Closure** (Walid Kadro , UAE) 
- **Echocardiography for Complication of TAVI** (Joesph Maalouf, USA) 
- **The Role of the Interventional Echocardiographer in Complex Mitral Valve Interventions** (Yaser Nemsha, KSA) 
- **Left Atrial Strain Assessment by Two-Dimensional Velocity Vector Imaging Predicts Atrial Fibrillation and Ischemic Stroke—An Original Research**, Hamed Oemar, Indonesia 



# Hall C

9:30 -  
10:30

IE

## Chairs

Ahmad Bafadel, UAE

Saif Abdel Rahman UAE

## Hall A

### Concurrent session 5 (IE)





*TEE before and during TEER (Trans catheter edge to edge repair)*

#### Chairs

Anita S, USA

Ahmed Bafadel (UAE)

Azza Farrag, Cairo  
University

- **Updates on Selection of Patients for TEER** (Federico M Asch, USA) 
- **Intra-procedural Assessment of TEER: Crucial Steps** ( Vuyisille Nkomo, USA) 
- **New horizon in Transcatheter Mitral Valve Implantation/Replacement (TMVR)** (Yaser Nemshad KSA) 
- **Multimodality Imaging for Transcatheter Native Mitral Valve Replacement**, (Domenico Galzerano, MD, Italy) 







9:30 - 10:30

## Hall B

### Concurrent session 6 (SP) ACHD

Chairs: Rizwan Ahmad (UAE), Mohammed Khalil (UAE)






- **Acquired heart disease in Adults CHD**, (Reema Chugh, USA) 
- **Adult Heart failure in corrected CHD** , (Afsoon Fazlinezhad, USA) 
- **Congenital MV disease**, (Ramak Rishnan, USA) 
- **Multi-modality imaging of the adult** with (Fontan Palliation. Anitha Parthiban, USA) 

## Hall A

### Concurrent session 7 (IE)

Chair : **Fabiola Sozzi**, It & **Tugba kemaloğlu**, Aus

*Interventional Echocardiography*

- **Echocardiography for Tricuspid Valve Interventions** (Vuyisille Nkomo, USA) 
- **Role of ICE in Structural Valve Intervention** (Ryan Raissi USA) 
- **Transcatheter Tricuspid Valve Replacement selection and intraprocedural navigation** (Muhamed Saric ,USA) 
- **Tips and tricks in echocardiographic assessment of EVOQUE tricuspid valve** , (Afsoon Fazlinezhad, USA) 
- **3D TEE before mitral valve repair** (Fabiola Sozzi , Italy) 



10:30 - 11:30

## Hall B

### Concurrent session 8 (HF)

Chairman : **Ram Singh**, India & **K Hristova**, Bul.


*Critical care and shock*


- Imaging in intensive care units** (Hatem Soliman Aboumarie, UK) 
- Echo for cardiogenic shock: Complications of myocardial infarction** (Sunil Mankad, USA) 
- Right Ventricular strain in Acute and Subacute Pulmonary Embolism undergoing catheter driven thrombolysis** (Ravindra Bhardwaj, USA) 
- The role of TEE vs CT in Acute Aortic Dissection in ER** (Mostafa Abdrabou, Cairo University) 

- **Three-Dimensional Echocardiography Advancing Empirical Approaches to Mitral Valve Repair toward a Quantitatively Predictable Modern Reconstructive Surgery** (Raffaele De Simone, Germany) 

- **Echocardiography for Complication of TAVI** (Joseph Maalouf, USA) 

- **Procedural Imaging for Mitral TEER**, (Karaduman, Turkey) 

- **2D Echocardiography Assessment of Ischemic Mitral Regurgitation: From Mechanism to Management** (Arnold Pasia, Philippines) 

- **Management of prenatal congestive heart failure guided by fetal echocardiography** (Jim Huhta, USA) 



**Hall C**

**Saturday 26<sup>th</sup> Sep.**



**10:30 -  
11:30**

**Interventional cardiologist &  
Cardiac Surgeon “ TEER &  
TAVR**

**Chair: Joseph Maalof, USA  
Suzan El-Hefnawy, Egypt  
Raffaele De Simone, Germany**







## Hall A

### Industry symposium 2 (World Hypertension League) Session

*Arterial Hypertension and CVD*

#### Chairs

Bassim I Mohammad, Iraq, Abdulla Shehab , UAE  
Badr Almoustafa, KSA, G Cornelissen , USA

- World Hypertension League guidelines,(Badr Almoustafa,KSA) 
- Correlation of chronobiology to Hypertension (Germaine Cornelissen USA) 
- Hypertension in Diabetic patients :chronic problem with new insight (Mohamed Ibrahim, UAE) 
- Management of Arterial Hypertension in High-Risk Population (M Salah, UAE) 
- The usefulness of advanced echocardiographic modalities in the evaluation of patients with arterial hypertension. (Silvana Jovanova, Macedonia) 
- Chrono-Genetic and Circadian Determinants of Blood Pressure in Pregnant Women: A Precision Approach to Early Preeclampsia Diagnosis, Ghizal Fatima, India 







11:30 - 12:30

## Hall B

### Read with the expert I: Cardiomyopathy & HF Session

**Chair: Hala Gabr, USA & Hani Sabbour, UAE**

- **Novel Doppler echocardiographic modalities in evaluation of patients with DCM** (Silvana Jovanova, Macedonia) 
- **Core Imaging Modalities in Heart Failure – Updated Approaches** (Hala Mahfouz ,Yacoub Foundation, Egypt) 
- **Differential Diagnosis of dyspnea detected by echocardiography** (Abdullah Al Shafi Majumder, Bangladesh) 
- **Right heart failure and pulmonary hypertension,** (Elizabeta Kostovska Srbinovska, North Macedonia) 

**Hall C**

**Saturday 26<sup>th</sup> September 2026**

**Recent Advances in Echocardiography  
and allied techniques I**






 **11:30-12:30**

**Chair:**

**Victoria Skidan, Russia**

**Harald Becher, Canada**

**Fawaz Abdulaziz M Alenezi ,USA**

- **An international registry for Isolated left ventricular apical hypoplasia as a preliminary step toward expanding the current CMP classification** (Victoria Skidan , Russia) 
- **Therapeutic echocardiography of myocardial ischemia update on sono- thrombolysis in clinical studies** (Harald Becher, Canada ) 
- **Identification of six stages of Atherosclerosis by CCTA** (Ram Singh, India) 
- **Echocardiography in acute heart failure** (Elizabeta Srbinovska, North Macedonia, 
- **Late gadolinium enhancement (LGE), T1/T2 mapping, extracellular volume (ECV)** (Fawaz Abdulaziz M Alenezi ,USA) 

Hall A

## LUNCHEON PANEL

*Plenary Session IV : Multimodality*

Imaging in HFpEF

12:30-13:30


### Chairs

Magdy Abdelhamid, Egypt 

W Almahmeed, UAE 


Galal Elkilany, USA 

- Updated diagnostic algorithms incorporating echo, MRI, and invasive tests (Firas Badarin, UAE) 

- Update from the recent ASE Diastolic Function Guideline Document, (Vincent L. Sorrell, USA) 

- Imaging phenotypes of HFpEF (Mehrdad Jafari, Iran) 

- The changing role of stress echocardiography (Harald Becher, Canada) 

- CMR in heart failure with preserved ejection fraction (Begum Uygur, Turkey) 

**Hall B**

**LUNCHEON PANEL**

**Saturday 26<sup>th</sup>**

**12:30-13:30 PM**

**Role of dual SGLT1/2 in acute heart failure management**

## Hall A

### Session 9






*Read with the Experts 3 (Cleveland Clinic Faculty Session, Abu Dhabi-UAE & Ohio, USA)  
Myocardial and Pericardial Disease . State of the Art*

#### Chair

Heba Wassif

#### Moderator

Firas Al Badarin

- **Red flag in imaging of cardiac amyloidosis** (Hani Sabbour, UAE) 
- **Hypertrophic cardiomyopathy, current practices with myosin inhibitors and myomectomy.** (Miland Desai) USA 
- **Sarcoid cardiomyopathy, the great imitator, diagnosis and management.** (Christine Jellis) USA 
- **Noncompaction Cardiomyopathy** (Shantanu Sengupta, USA) 
- **Athlete's Heart vs Cardiomyopathy: how to differentiate ?!** ( Maurizio Parato, Italy) 







13:30 – 14:30

## Hall B

### Recent Advances in Cardiac Imaging II

Chair : Ram Singh, India, Ibrahim Alrashdan, Kuwait

- **POCUS: Point of Care Ultrasound: Role in Patients with Dyspnea and Hypotension** (Sunil Mankad, USA) 
- **Mitral regurgitation mechanisms and percutaneous treatment options** (Federico M Asch, USA) 
- **Implementing Drug-Coated Balloons in Modern PCI, when intra vascular imaging is not adequately used for stent deployment** (Abdullah Shehab, UAE) 
- **Reversible Mitral valve dysfunction in sub clinical in Rheumatic Heart Disease : A marker of timely intervention.** (Veer Bahadur Singh, India) 






## Hall A

### Concurrent session 10 (VHD)

*Advanced valvular heart disease*

#### Chairs

Fabiola Sozzi, Italy  
Bernard Cosyns, Belgium  
Heba Wassif, USA

- **How to assess Aortic Stenosis: Pitfalls and Precautions** (Chittur Sivaram, USA) 
- **Aortic valve cases, what would you do ?** (Heba Wassif, USA) 
- **Aortic Stenosis: Different Hemodynamic Variants and Pearls of Assessment in Atrial Fibrillation** (Vuyisille Nkomo, USA) 
- **Time to intervene in asymptomatic aortic stenosis?** (Bernard cosyns, Belgium) 
- Stress Echocardiography for the evaluation of discordant Aortic valve stenosis, **Roxy Senior**, UK 



14:30 - 15:30






## Hall B

### Concurrent session 11 (SP)

*Cardio-onc. and Cardio-obs*

#### Chairs

**Manyoo Agarwal (UAE)**  
Hector Villarraga, USA  
Vectoria, Russia





- **The role of cardiac imaging in the evaluation of radiotherapy associated heart disease** (Sibel Enar, Turkey) 
- **Artificial Intelligence in Strain Imaging: Early Prediction of Chemotherapy-Induced Cardiotoxicity** (Aiman Smer, Cleveland Clinic, UAE) 
- **Echocardiography and Cardio-Oncology: Friend or Foe?** (Hector Villarraga, USA) 
- **Cardiomyopathy, myocardial infarction and valvular heart disease in pregnancy and postpartum** (Reema Chugh, USA) 
- **Prevalence of Rheumatic Heart Disease and Other Cardiovascular Diseases Among Pregnant Mothers in Tertiary Care Hospitals, Rajasthan – An Echocardiography Study** (Rajababu Panwar, India) 

## Hall A

### Concurrent session 12 (CM)

#### *Pericardial diseases*

Chair : Rekha Mankad, USA, Bernard Cosyns , Belgium, K Hristova, Bulgaria

- **Constrictive Pericarditis** (Rekha Mankad, USA) 
- **Pericardial disease and radiotherapy** (Bernard Cosyns , Belgium) 
- **Echocardiography for Pericardial Tamponade and Pericardiocentesis** (Vuyisille Nkomo, USA) 
- **Autoimmune Pericarditis** (Heba Wassif , USA) 





15:30 - 16:30


## Hall B


### Concurrent session 13 (SP)

#### *Endocarditis & Masses*

Chair : Elizabeta Srbinovska, USA, Ahmad Sami Abu Zaid (UAE) , Vito Maurizio Parato , Italy

- **Infective endocarditis - echocardiography in detecting patients at risk for poor outcomes risk,** (Elizabeta Srbinovska, USA) 
- **The use of FDG PET in prosthetic valve endocarditis.** Talal Alnabelsi, USA 
- **Libman-Sacks Endocarditis: new insights from literature** (Vito Maurizio Parato , Italy) 

- High risk ECG and SCD in athletes and young (Hani Sabour, UAE) 

- The Role of Multimodality Imaging in Prediction of SCD Adults with Congenital Heart Disease (Reema Chugh, USA) 

- Hereditary cardiomyopathies in patients at risk of SCD (Viktoria Skidan, Russia) 

- Multimodality imaging in Arrhythmogenic Mitral Valve Prolapse and Mitral Annular Disjunction (Begum Uygur, Turkey) 

**Chairs :** Hani Sabour, UAE  
Hala Gabr, USA  
Sherif Baathalah, USA

**16:30 – 17:30**

**Read with the  
Expert Session**

**III**

**Hall A&B**

***Predictors of SCD in  
Cardiomyopathies and MVP***

**Day 3: Sunday**  
**September 27<sup>th</sup>**

# Hall A

## Concurrent session 14

*Read with the expert session 5*

*Intra-op TEE- Echo guidance to Surgeon*

*Faculties from Mayo Clinic II & MEDSTAR CARDIOVASCULAR*

- **Intra-operative TEE : Interesting Cases**  
(Ahmad Salehi Omran , Canada) 🇨🇦
- **Peri-operative Echocardiography : Case Studies** (Sunil Mankad, USA) 🇺🇸
- **Echocardiography for Mitral Clip: Simple and Complex Cases** (Vuyisile Nkomo, USA) 🇺🇸
- **Perioperative Echocardiography, Take Home Message.** (Anita Sadeghpour, USA) 🇺🇸
- **Echo in TAVR** (Majo Joseph, Australia) 🇦🇺



8:00 - 9:00

# Hall B

## Concurrent session 15 (HF)

Evaluation of the right side

### Chairs

Manyoo Agarwal (UAE)

- **RV function and morphology: how to study this chamber?** (Olga Virz, Italy) 🇮🇹
- **Pulmonary valve assessment in depth,** (Tuğba kemaloğlu öz, Australia) 🇦🇺
- **Tricuspid valve evaluation prior to intervention,** (Abdallah Almaghraby, UAE) 🇦🇪
- **New approaches in treating Tricuspid regurgitation** (Pepe Zamorano, Spain) 🇪🇸

**9:00-10:00 AM**

## **Industry symposium 3 (Hall A & B)**

**ASCVD and Lipidology Insights into atherosclerosis : Imaging and Intervention**

**Chair: Fekry El Deeb, UAE, Maurizio Campaniello, Italy**


Pre-clinical detection of atherosclerosis "Imaging" **Galal EN El-Kilany, USA**

The integration of IVUS & CT for CAD treatment., **Fekry El Deeb, UAE**

The Vulnerable Plaque , What is new? **Maurizio Campaniello, Italy**

Is Stress Echo valid in the era of CT angiography for the assessment of patients with suspected Chronic Coronary Syndrome, **Roxy Senior, UK**

Hall C

- **Intracardiac echocardiography for structural heart procedures**, (Ryan Raissi, USA) 

- **The role of 3d echo in our daily practice**, (Tuğba kemaloğlu öz, Australia) 

- **Most Interesting Cases from CASE**, (Vincent L. Sorrell, USA) 

- **RV, the neglected chamber : Comprehensive assessment beyond TR velocity**, (Hani Sabbour, UAE) 

**SUNDAY DAY 3**

 **9:00-10:00**

**Educational Course –  
Advanced**

**Chair: Ryan Raissi, USA  
Tuğba kemaloğlu öz, Australia  
Vincent L. Sorrell, USA**





## Hall A

### Concurrent session 16 (WD)

*Prosthetic Valve Evaluation, A New Era with Many Options*

#### Chairs

Heba Wassif , William Zhogbi  
Sunil Mankad

- **Prosthetic valves malfunction, a walk through the guidelines** (William A. Zoghbi, USA) 
- **Echo assessment of mitral and aortic prosthetic valves dysfunction** (Vera Rigolin, USA) 
- **Para valvular leak diagnosis and management : redo surgery versus PLV closure** (Ahmed Bafadel , UAE) 
- **Prosthetic valve thrombosis: Surgery or Thrombolysis** (Raffaele De Simone, Germany) 








10:00 – 11:00





## Hall B

### Concurrent session 17 (SP)

*Imaging in Special Groups and Sports Cardiology*  
Chair : Agnieszka Wilczynska, Poland, Nilda Zavaleta, Mexico, M Ibrahim, UAE

- **Holistic Patient Preparation for Advanced Cardiovascular Imaging: An Integrative Psychological Approach** (Agnieszka Wilczynska, Poland) 
- **CMR to predict cardiac mass malignancy: Case series** (Nilda spinola-Zavaleta, Mexico) 
- **Cardiomyopathy, myocardial infarction and valvular heart disease in pregnancy and postpartum** (Reema Chugh, USA) 
- **Imaging Protocols for HFpEF in young cardiometabolic patients** (Anand Chockalingam, USA) 
- **The Cardiovascular Revolution: Causes of Gender Differences and Lag in Life Expectancy Dynamics**, Aminat Magomedova, Russia 

Hall C

- **Parametric Functional and Dynamic Echocardiographic Imaging of Mitral Valve Anatomy for Quantitative Assessment of Prolapsing Leaflet Area and Coaptation Surface,** (Raffaele De Simone, Germany ) 
- **RV in CHD From fetus to adult imaging management,** (Suzan Biomy, Egypt) 
- **Echocardiographic risk stratification of pulmonary embolism patients for thrombectomy** (Hanumanth Reddy, USA) 
- **The Role of Multimodality Imaging in Arrhythmogenic Mitral Valve Prolapse: A Focus on Sudden Cardiac Death Risk,** (Mohammad Alakchar, USA) 
- **Contraindications to MITRAL TEER in severe MR,** Sameer Shrivastava, India



**10:30 - 11:30**

## **Recent Advances in Cardiac imaging & Surgery**

**III**

**Chair : H Reddy,USA, Raghda El-Goneimy,Egypt**

# Industry symposium 4

**Chair : Mahir Jallo, UAE & Hassan El-Tamimi, UAE**

- Metabolic Burden on the Heart : Linking Diabetes, Obesity, and Heart Failure, Hassan El-Tamimi, **UAE**
- Gene Therapy in Diabetes Induced Cardiomyopathy, **Manal Smail, Algeria & Jaipaul Singh, UK**
- Zooming on Cardio-renal metabolic risk control with GLP1-RA in Diabetes, **Osama Elmaraghi, Egypt**
- Epigenic Regulation by Sitagliptin: Effects on MALAT1 miR-150-5p & Diastolic LV Dysfunction, **Bassim Mohammad, Iraq**

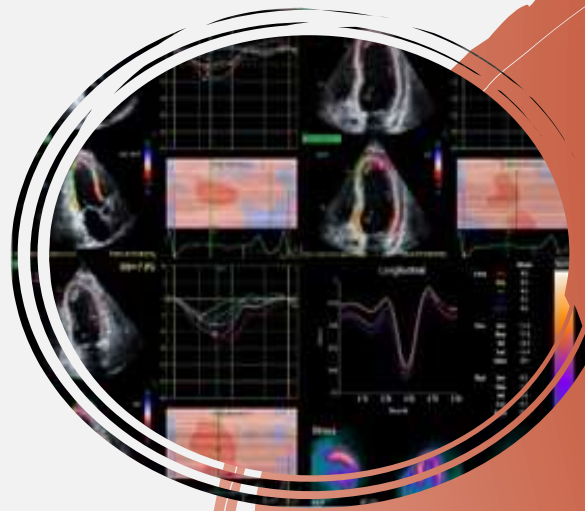


**11:30 – 12:30**

**Industry symposium 4**  
**Metabolic Syndrome linking HF & Cardiorenal**

## Chairs

Joseph Maalouf , USA  
Feras Al Badarin, UAE



- **Current Role of LV Strain & LA Strain Echocardiography Imaging in 2026** (Hector Villarraga) 🇺🇸
- **Point of Care Ultrasound: Role in Patients with Dyspnea and Hypotension** (Sunil Mankad) 🇺🇸
- **Restrictive physiology cardiomyopathy vs Constrictive Pericarditis** (Joseph Maalouf) 🇺🇸
- **Echocardiography for Quantification of Mitral Regurgitation** (Rekha Mankad) 🇺🇸

Hall A&B


 **12:30 – 13:30**


**Read with the Experts 4** (Mayo Clinic Faculty , Rochester, USA) 🇺🇸

*Recent Advances in  
Echocardiography & Strain Imaging*

Hall C

**Could digital technologies transform healthcare in XXI century?** (Simon Matskeplishvili, Russia ) 

**How to assess TR in 2026?** , (Zamorano, Spain) 

**Three-Dimensional Echocardiography in Infective Endocarditis: A Game Changer** (Domenico Galzerano, Italy) 


**Plaque analysis by cardiac CT,** (Valeria Pergola, Italy) 




**12:00 - 13:00**

## **Recent Advances in Echocardiography & Allied Techniques IV**


**Chair: Satish Parashar , India, Simon Matskeplishvili, Russia, Elizabeta Kostovska, USA, Domenico Galzerano, Italy)**

- **Cardiovascular Risk Assessment in US Subjects Deployed to Antarctica.** (Masood Ahmad, USA) 

- **Common disorders of aortic root seen in clinical practice,** (Satish Parashar , India) 

-**Chronic aorta pathology: role of echo for risk stratification,** (George Athanassopoulos, Cyprus) 

- **Echo guidance in Mitral valvuloplasty,** (Majo Joseph, Australia) 

- **AI in CV imaging -an update in 2026 ,** (Nurgül keser ,Turkey) 

Hall C





**13:00-14:00**

- **Interesting Case Presentation**

**Chairs**

Rajeev Gupta, (UAE) 

M Ibrahim , (UAE) 

K Hristova, (Bulgaria) 

## Hall A





13:30 – 14:30


### Concurrent session 18 (CM)

*Cardiac amyloidosis & Infiltrative-Restrictive Cardiomyopathy*  
Moderators: Hani Sabbour and Firas AlBadarin, UAE

*RNAi in ATTR-CM: From Suspicion to Management*, Hani Sabbour, UAE & Firas Albadarin, UAE. 25 minutes , Discussion 5 minutes 

Role of multi-modality imaging in cardiac sarcoidosis & infiltrative cardiomyopathy? (Ahmad Sami Abu Zaid , UAE) 

Multimodality Imaging (Echo, CCTA, and CMRI) in Fabry's Disease & DD From other Infiltrative CM (Hamed Oemar, Indonesia) 

Strain Imaging in cardiomyopathy, Krasimira Hristova (Sophia , Bulgaria) 





## Hall B

### Concurrent session 19 (HD)

*Multi Modality Session \*MPI, CT, MRI, Echo-STE, IVUS"*

#### Chair

Ahmad Serafy, UAE  
A Shehab, UAE  
Ram Singh, India

- **SPECT/PET in viability assessment and ischemic burden** (Amolak Singh, USA) 
- **MRI in ischemic cardiomyopathy** (Mahi Ashwath, USA) 
- **Leveraging CT Imaging for Personalized intervention in CAD** (Abdullah Shehab, UAE) 
- **Beyond GLS: Regional strain analysis in different pathologies** (Jens-Uwe Voigt, Belgium) 
- **State of the art clinical application of Intravascular imaging** (Dr. Fekry El Deeb, UAE) 